



Year 1 Parent & Carer Meeting

6th September 2023



Aletheia
Academies Trust

Vision: Learning for Life

Values: Compassion – Integrity – Thankfulness – Respect – Resilience

Drivers: Curiosity – Aspiration – Diversity – Independence



Year 1 Team



Miss Marsh
Bear Class Teacher



Miss Gunner
Penguin Class Teacher



Miss Cunningham
Bear Class PPA Cover



Mrs Fitzgerald
Year 1 TA



Ms Fielden
Year 1 TA



Mrs Harris
Penguin Class PPA Cover

Our Daily Timetable



	8:50 9:00	9:00 9:20	9:20 9:35	9:35 10:35	10:35 10:50	10:50 11:10	11:10 12:00	12:00 1:00	1:00	1:00 1:30	1:30-2:15	2:15-3:00	3:00-3:20
Mon	Reading for Pleasure and Registration	Assembly	Handwriting	English	Break	Phonics	Maths	Lunch	Registration	Little Wandle Reading groups Handwriting, math, and phonics activities	Art / DT		Class Story
Tues				English		Phonics	Maths				Geography / History		Class Story
Wed				English		Phonics	Maths				PE Indoors	RE / Music	Class Story
Thurs		In class assembly	Spellings	English		Phonics	Maths				Science 1:00-2:00	PE Outdoor / Forest School 2:00-3:00	Class Story
Fri		Assembly	H/writing	English		Phonics	Maths				PSHE/ Computing		Golden Time 2:30-3:00 Class Story



Aletheia
Academies Trust

Vision: Learning for Life

Values: Compassion – Integrity – Thankfulness – Respect – Resilience

Drivers: Curiosity – Aspiration – Diversity – Independence



Our Curriculum

At Halling Primary School, we use Chris Quigley's essentials curriculum and milestones for the basis of our teaching. Your child is in milestone 1. This means over the 2 years, they will learn the same topics but learning about them on a deeper level in the second year. We have based our curriculum design on evidence from cognitive science with the three main principles: learning is most effective with spaced repetition, interleaving helps children to discriminate between topics and aids long-term retention and retrieval of previously learned content is frequent and regular which increases storage and retrieval strength.





Golden Rules



Here are the golden rules which we expect all children to follow at all times while at school. When displaying the golden rules, children will have the opportunity to win dojo points. The child who has the most dojos at the end of the week will be 'Star of the week' and win a small prize. If children are not following the golden rules in class they will be reminded to make the right choices. If the behaviour continues, a consequence may be issued such as missing some of their playtime. If a child is not following the Golden Rules on the playground, they will have 5 minutes time out. Children will continue to have golden time on a Friday afternoon which they will be able to pick. All classes will have a positive recognition board where they will be working collectively towards a goal to win marbles for their class jar.

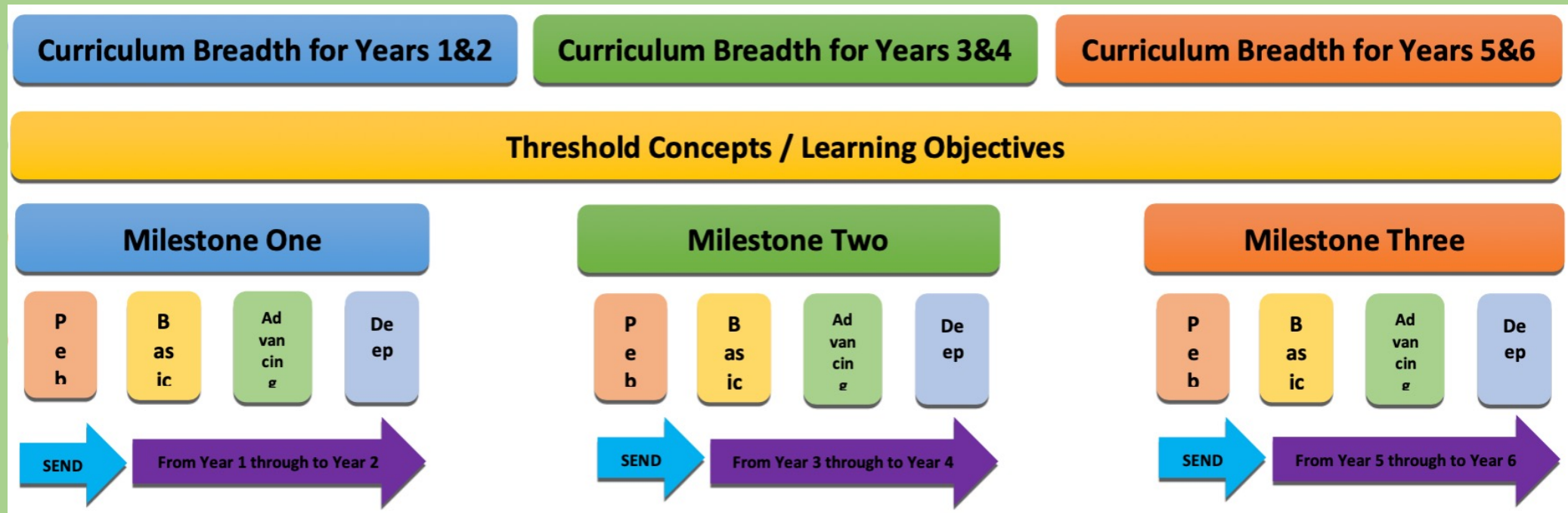


Aletheia
Academies Trust



Our Curriculum Structure

Here is our curriculum design explained through a diagram:



Aletheia
Academies Trust

Vision: Learning for Life

Values: Compassion – Integrity – Thankfulness – Respect – Resilience

Drivers: Curiosity – Aspiration – Diversity – Independence



Overviews

Here is what we will be learning in our milestone.

Subject	Term 1		Term 2		Term 3		Term 4		Term 5		Term 6		
Geography	Mapping the world Continents and Oceans		Climate and Weather The United Kingdom		The United Kingdom		The Capitals of the United Kingdom		The Capitals of the United Kingdom	Australia			
History	Significant Events The Gun Powder Plot		Significant Events First World War		Significant Events The Plague		Significant Events The Great Fire of London		Significant Figures Rosa Parks		Significant Figures Neil Armstrong		Significant Figures Queen Elizabeth II
Science	Biology – Evolution and inheritance	Biology – Understand animals and humans	Biology – Investigate living things	Physics – Understand electrical circuits	Biology – Investigate living things	Chemistry – Investigate materials	Physics – understand the Earth’s movement in Space		Biology – Understand plants	Physics – Movement, force and magnets	Physics – Light and Seeing	Physics – Sound and Hearing	
Art	Portraits – Thomas Gainsborough		Love for Landscapes – John Constable		Food – Paul Cezanne		In the Jungle – Henri Rousseau		The Beauty of Flowers – Georgia O’Keefe		Ancient Art – Aborigines/ Mesopotamians		
DT	Structure		Food - Couscous		Slider Mechanisms		Lever Mechanisms		Wheel Mechanisms		Food – portable snacks		
Computing	Computer systems and networks Technology around us		Creating media Digital painting		Programming Moving a robot		Data and information Grouping data		Creating media Digital writing		Programme Programming animations		
Music	Exploring Sounds	Beat	Exploring Sounds	Pitch	Exploring Sounds	Pitch	Exploring Sounds	Pitch	Pitch	Performance	Exploring sounds	Beat	
RE	Christianity Why is belonging to God and the church family important to Christians?		Judaism Why is learning to do good deeds so important to Jewish people?		Christianity What did Jesus teach about God in his parables?		Christianity Why do Christians pray to God and worship him?		Christianity How does celebrating Pentecost remind Christians that God is always with them?		Judaism Why do Jewish families say so many prayers?		
PSHE	Being Me in My World		Celebrating Difference		Dreams and Goals		Healthy Me		Relationships		Changing Me		



Aletheia
Academies Trust

Vision: Learning for Life

Values: Compassion – Integrity – Thankfulness – Respect – Resilience

Drivers: Curiosity – Aspiration – Diversity – Independence



Trips

We will be organising trips in the year for your child/ren to enjoy their learning in a different environment. We will inform you of any trips by letter, watch this space!





Maths

For maths, we will base our teaching from White Rose. Below is the overview of what your child will be learning throughout the year.

	Week 1	Week 2	Week 3	Week 4	Week 5	Week 6	Week 7	Week 8	Week 9	Week 10	Week 11	Week 12
Autumn term	<div>Number</div> <div>Place value (within 10)</div> <div>VIEW</div>					<div>Number</div> <div>Addition and subtraction (within 10)</div> <div>VIEW</div>				<div>Geometry Shape</div> <div>VIEW</div>	<div>Consolidation</div>	
Spring term	<div>Number</div> <div>Place value (within 20)</div> <div>VIEW</div>	<div>Number</div> <div>Addition and subtraction (within 20)</div> <div>VIEW</div>			<div>Number</div> <div>Place value (within 50)</div> <div>VIEW</div>	<div>Measurement</div> <div>Length and height</div> <div>VIEW</div>	<div>Measurement</div> <div>Mass and volume</div> <div>VIEW</div>					
Summer term	<div>Number</div> <div>Multiplication and division</div> <div>VIEW</div>	<div>Number</div> <div>Fractions</div> <div>VIEW</div>	<div>Geometry Position and direction</div> <div>VIEW</div>		<div>Number</div> <div>Place value (within 100)</div> <div>VIEW</div>	<div>Measurement Money</div> <div>VIEW</div>	<div>Measurement</div> <div>Time</div> <div>VIEW</div>	<div>Consolidation</div>				

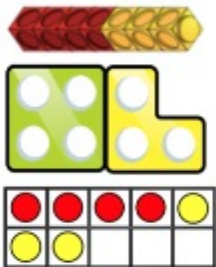
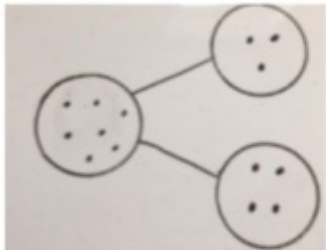
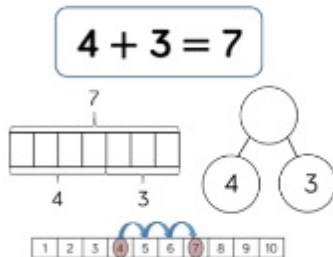
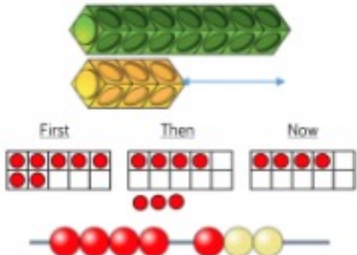
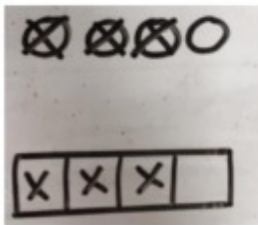
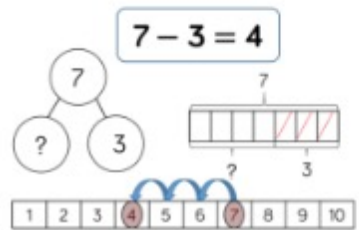


Aletheia
Academies Trust



Maths

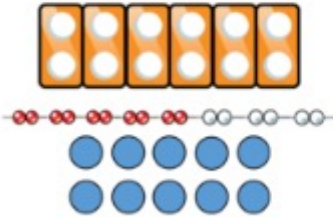
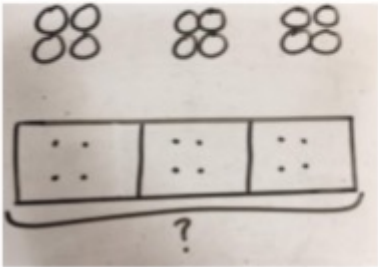
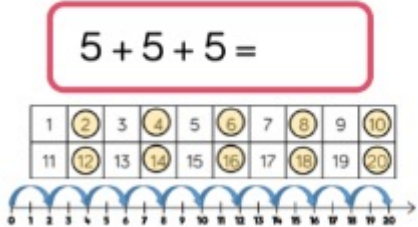
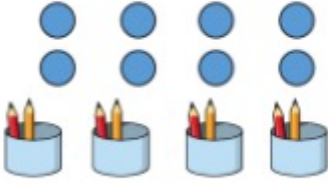
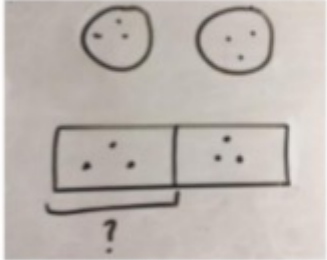

Here is the method we use to teach the 4 operations. If you would like us to go through this in more detail to help your child at home, please ask.

	Concrete	Pictorial	Abstract
Addition	<p>Children to use cubes, numicon, tens frames, bead strings and resources in the classroom to physically add two amounts.</p> 	<p>Children to draw cubes, onto tens frames or part, part whole models to show the addition number sentence.</p> 	<p>Children to use part, part whole models, bar models, number lines and number sentences to show calculation.</p> 
Subtraction	<p>Children to use cubes, numicon, tens frames, bead strings and resources in the classroom to physically take away or show the difference between amounts.</p> 	<p>Children to draw cubes or onto tens frames where they can take away the amount.</p> 	<p>Children to use part, part whole models, bar models, number lines and number sentences to represent the subtraction number sentence.</p> 



Maths

Here is the method we use to teach the 4 operations. If you would like us to go through this in more detail to help your child at home, please ask.

Multiplication	<p>Children to use numicon, cubes, bead strings or objects to make and add equal groups. Children may use counters to make arrays.</p> 	<p>Children to draw equal groups with dots, cubes or bar models. Children may start to draw arrays to help them represent repeated addition.</p> 	<p>Children to write repeated addition number sentences. Children may want to use 100 squares or number lines to show repeated addition.</p> 
Division	<p>Children to use cubes, counters and classroom objects to physically group and share objects into equal groups.</p> 	<p>Children to draw pictures onto bar models or in circles to share amounts. Children to group amounts using circles.</p> 	<p>Children are not required to write division number sentences. Children could complete stem sentences.</p> 



English


Non-negotiables in English include using basic punctuation such as full stops and capital letters and neat handwriting (pre-cursive when possible). When completing homework or encouraging writing at home, please support the school with ensuring your child is using the basics within their writing. If you would like to know any English terminology, please ask a member of the Year 1 team.





Handwriting

We use Letter-join to teach the children's cursive handwriting. Here is what our alphabet looks like and log-in you can use at home.



Desktop log-in

Username: wk1432

Password: home

Tablet log-in

Username: wk1432

Swipecode:



Homework

Children will receive homework every Friday. This will consist of an overview of the phonics taught that week along with a list of tricky word spellings for the children to practise. Maths homework will be based around arithmetic and the 4 operations (+ - x ÷). Homework will need to be returned by Wednesday to allow time for it to be marked. Children will be tested on previously taught spellings on Friday. In addition to this, you could use TTRS/Numbots for some extra practise. Your child/ren's log-in are in their contact book.



Remote Learning

During the pandemic, we used SeeSaw as our online platform for remote learning. Moving forward, we have decided that we will now use Google Classroom in line with other schools within our trust. We will no longer use SeeSaw or have access to it. More information around Google Classroom and how to access it if remote learning is ever needed, will follow shortly.

For any contact with your child's class teacher, please use their contact book or speak to the adult on the gate. If you would like to share photos, you can send them to the office email where they will be forwarded to the class teacher.



Aletheia
Academies Trust



Reading/Contact Books

Your child will have a phonic reading book and a reading for pleasure book. The phonic book should allow your child to read 90% of the book fluently. This allows the child to understand the book and answer comprehension questions. The reading for pleasure book could be a chance for your child to enjoy reading or being read to. Please use the child's contact book to record when your child/ren have read. We expect children to read or be read to everyday.

We will be checking the children's contact books daily. We may use it to deliver messages so please check it as well and update it with any messages you have for us.





Uniform

Please ensure all your child/ren's uniform is labelled in case it goes missing. There is a lost property in the main office if you are missing a piece of uniform.

Item	Optional or Required	How to Acquire
EYFS (Year R) and KS1 (Year 1 and Year 2) Uniform:		
Green school sweatshirt, jumper or school cardigan with optional school logo	Required	<ul style="list-style-type: none">• Branded sweatshirt, jumper and cardigan available from school supplier (School Trends)• Second hand via PTA (Uniformly)• Can also be bought from all regular retailers
White polo shirt with optional school logo (EYFS and KS1)	Required	<ul style="list-style-type: none">• Branded polo shirt available from school supplier (School Trends)• Second hand via PTA (Uniformly)• Can also be bought from all regular retailers
Grey school trousers school shorts, school skirt or pinafore dress	Required	<ul style="list-style-type: none">• Available from school supplier (School Trends)• Second hand via PTA (Uniformly)• Can also be bought from all regular retailers
Green and white check gingham dress (Summer)	Optional	<ul style="list-style-type: none">• Available from school supplier (School Trends)• Second hand via PTA (Uniformly)• Can also be bought from all regular retailers
Plain socks (grey/black/white) or plain tights (grey)	Required	<ul style="list-style-type: none">• Second hand via PTA (Uniformly)• Can also be bought from all regular retailers
Plain black school shoes	Required	<ul style="list-style-type: none">• Second hand via PTA (Uniformly)• Can also be bought from all regular retailers
Green school reversible fleece/jacket with optional school logo	Optional	<ul style="list-style-type: none">• Branded fleece/jacket available from school supplier (School Trends)• Second hand via PTA (Uniformly)• Can also be bought from most regular retailers

Also, wellington boots to remain in school for outdoor learning



Aletheia
Academies Trust



PE

Your child/ren will have outdoor PE on Wednesday and indoor PE on Thursday. Please send your child/ren into school in their PE kit. All PE kit should also be named. If your child/ren have their ears pierced, please ensure these are removed on PE days. If your child/ren has earrings in, they will not be able to join in with PE.

PE & Sports Kit (Years R to 6):		
Plain white or coloured PE crew neck/polo style t-shirt. Houses as follows: Lambarde (Red) Gundulph (Green) Harris (Yellow) Scholey (Blue)	White is Required	<ul style="list-style-type: none">• Branded crew/polo neck t-shirt available from school supplier (School Trends)• Second hand via PTA (Uniformly)• Can also be bought from most regular retailers
Plain black shorts	Required	<ul style="list-style-type: none">• Available from school supplier (School Trends)• Second hand via PTA (Uniformly)• Can also be bought from all regular retailers
White or black sports socks	Required	<ul style="list-style-type: none">• Second hand via PTA (Uniformly)• Can also be bought from all regular retailers
Plain black plimsolls/trainers	Required	<ul style="list-style-type: none">• Second hand via PTA (Uniformly)• Can also be bought from all regular retailers
Plain grey or black tracksuit (Outdoor PE)	Required	<ul style="list-style-type: none">• Second hand via PTA (Uniformly)• Can also be bought from all regular retailers





EYFS/KS1 and KS2 Snacks

Children in EYFS and KS1 have access to a free fruit snack every day.





Clubs

You child/ren will have the opportunity to participate in many different lunchtime and afterschool clubs. Please keep an eye out for letters around information clubs which will be offered this term.





Arbor

We will continue to use Arbor for your point of contact with school in regards to booking and getting permissions. We will be asking the children what they want for their hot dinners with their morning register.





It's good to talk

During the school day, children have many opportunities to talk to adults if and when they need to. 'Bubble Time' and 'Think Boxes' are two in-class initiatives that are followed across the school. For Bubble Time, your child can move their peg onto the 'talk bubble' to indicate that they would like to speak with an adult regarding an incident or problem. Similarly, the Think Box is for children to share their thoughts or ask a question by writing it down and posting it into the box.

All children should be aware that any adult that is seen with a rainbow lanyard is a safe and approachable adult, equipped to deal with any concerns they have.



Aletheia
Academies Trust



Year 1 Information - Phonics

Year 1 continue to follow the Little Wandle Letters and Sounds Phonic Scheme for reading and writing used in EYFS. You will receive an overview of the weekly phonic teaching as part of your child's homework. The government Phonic Screening Check will take place in June 2024. This is completed in a positive, relaxed environment without using the word 'test'. Phonic lessons take place daily and will include the learning of phonemes (smallest unit of sounds in words) graphemes (letter or group of letters used to represent the phoneme when writing). The reading and spelling of tricky words are also included.



Aletheia
Academies Trust