



Year 4 Parent & Carer Meeting

10th September 2024

Vision: Learning for Life

Values: Compassion – Integrity – Thankfulness – Respect – Resilience

Drivers: Curiosity – Aspiration – Diversity – Independence





Meet our Year 4 Team!

Miss S Master

YEAR 4 TEACHER (WOMBATS)

Mrs K Reid

YEAR 4 TEACHER (GECKOS)

Mrs L Stephen

YEAR 4 TEACHING ASSISTANT

Miss M Thompson

YEAR 4 TEACHING ASSISTANT

Vision: Learning for Life

Values: Compassion – Integrity – Thankfulness – Respect – Resilience

Drivers: Curiosity – Aspiration – Diversity – Independence



Miss Master and Mrs Reid currently alternate PPA on Fridays in term 1.

We are covered by Mrs Malkinson, one of our HLTAs.

Our Daily Timetable

Year 4 Wombats Class Timetable Term 1: 2024-2025: Miss Master

	8:50-9:00	9:00-9:15	9:15-9:50	9:50-10:50	10:50-11:05	11:05-12:05	12:05-12:15	12:15-1:15	1:15-1:30	1:30-2:15	2:15-3:00	3:00-3:20
MONDAY	Times tables work - iPad	Assembly	Guided Reading	English and SPAG	Break	4 minute club Maths	Spelling	Lunch	MFL weeks 1-3 Reading for pleasure	Geography 1, 3, 5 History 2, 4, 6		Class Story
TUESDAY	EMW	Assembly	Guided Reading	English and SPAG	Break	Maths	Spelling	Lunch	Times tables work - iPad	Indoor PE	Computing	Class Story
WEDNESDAY	Times tables work - iPad	Assembly	Guided Reading	English and SPAG	Break	4 minute club Maths	Spelling	Lunch	Reading for pleasure	Art 1-3 DT 4-6	RE 1, 3, 5 PSHE 2, 4, 6	Class Story
THURSDAY	EMW	Assembly	Guided Reading	English and SPAG	Break	Maths	Spelling	Lunch	Times tables work - iPad	Science	2pm music lesson with CDJ (science to continue afterwards)	Class Story
FRIDAY	EMW	Celebration assembly		Spelling test English and SPAG	Break	4 minute club Maths		Lunch	Reading for pleasure	Outdoor PE	GOLDEN TIME 2.30-3.00	Class Story



Miss Master and Mrs Reid currently alternate PPA on Fridays in term 1.

We are covered by Mrs Malkinson, one of our HLTAs.

Our Daily Timetable

Year 4 Geckos Class Timetable Term 1: 2024-2025: Mrs Reid

	8:50-9:00	9:00-9:15	9:15-9:50	09:50-10:50	10:50-11:05	11:05-12:05	12:05-12:15	12:15-1:15	1:15-1:30	1:30-2:15	2:15-3:00	3:00-3:20
MON	Times tables work - iPads	Assembly	Guided Reading	English and SPAG	Break	4 minute club Maths	Spelling	Lunch	MFL weeks 1-3 Reading for pleasure	Geography 1, 3, 5 History 2, 4, 6		Class Story
TUES	EMW	Assembly	Guided Reading	English and SPAG	Break	Maths	Spelling	Lunch	Times tables work - iPads	Computing	Indoor PE	Class Story
WEDS	Times tables work - iPads	Assembly	Guided Reading	English and SPAG	Break	4 minute club Maths	Spelling	Lunch	Reading for pleasure	Art 1-3 DT 4-6	RE 1, 3, 5 PSHE 2, 4, 6	Class Story
THURS	EMW	Assembly	Guided Reading	English and SPAG	Break	Maths	Spelling	Lunch	Times tables work - iPads	Science	2.30 Music lesson with CDJ	Class Story
FRI	EMW	Celebration assembly		Spelling test English and SPAG	Break	4 minute club Arithmetic and mental maths		Lunch	Reading for pleasure	Outdoor PE	GOLDEN TIME 2.30-3.00	Class Story

Vision: Learning for Life

Values: Compassion – Integrity – Thankfulness – Respect – Resilience

Drivers: Curiosity – Aspiration – Diversity – Independence



Golden Rules

We expect all children to always follow our Golden Rules.

All children can earn Dojo points.

The child in each class who has the most Dojos at the end of the week will be awarded 'Star of the Week' plus a prize.

There are many other ways in which positive behaviour is consistently recognised and rewarded, as per our Behaviour for Learning Policy, which can be found on our website.

Our Golden Rules

At Halling:

We are kind and helpful

We listen to everyone

We are honest

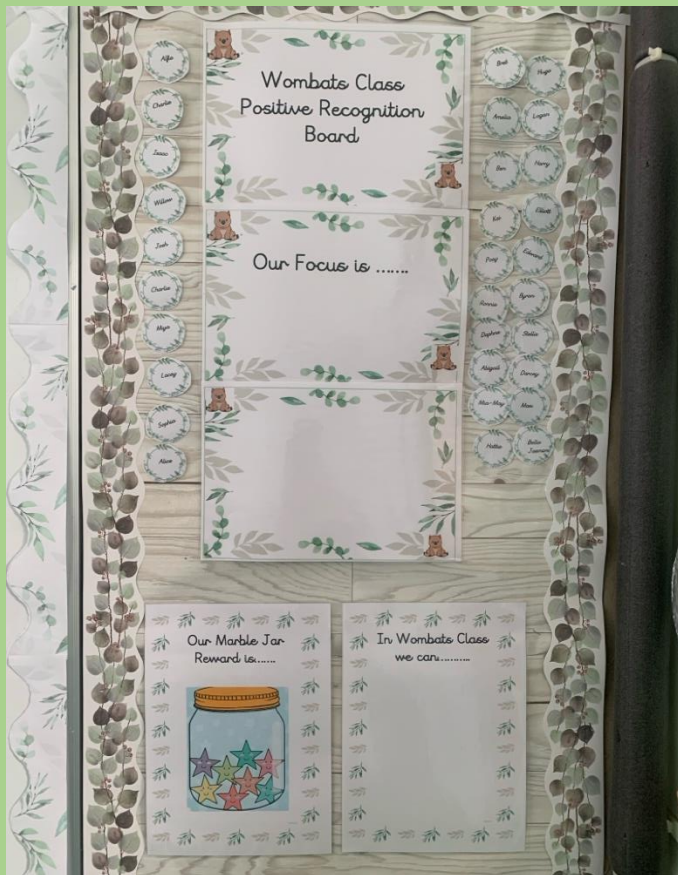
We work hard

We look after property

We keep safe



Positive Recognition Boards



Vision: Learning for Life

Values: Compassion – Integrity – Thankfulness – Respect – Resilience

Drivers: Curiosity – Aspiration – Diversity – Independence



Positive Recognition Boards

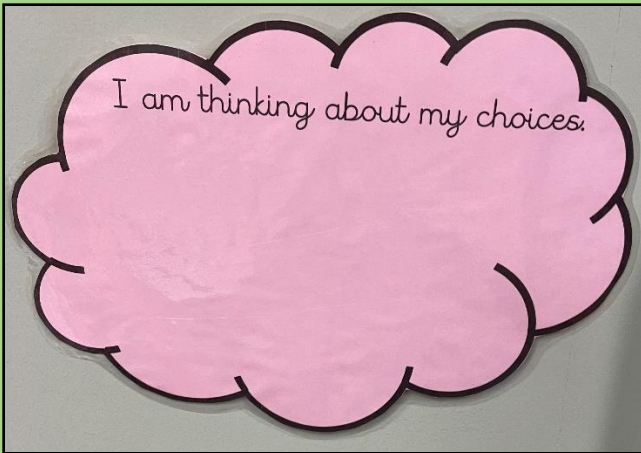
Positive Recognition Boards support Halling's positive behaviour for learning. We introduced these to all classes last academic year and all children responded well.

A Positive Recognition Board is at the front of every classroom which:

- Is positioned so all children can see it**
- Is given importance and is also visually engaging**
- Shows a record of what the class have collectively achieved**
- Celebrates collective teamwork and can be referred to if behaviour should slip**
- Shows the collective aim/reward for when the class marble jar is full**



Positive Recognition Boards



Pink think clouds are also displayed alongside our Positive Recognition Boards, children may be 'moved' onto the cloud as a reminder to think about the choices they are making and how this may be impacting themselves and/or others. The aim is for a child/children to be swiftly 'moved' back onto the Positive Recognition Board following a period of reflection.



Our Curriculum

At Halling, we use Chris Quigley's Essentials Curriculum and milestones for the basis of our teaching. Your child is in milestone 2. This means over the 2 years in their milestone, they will learn the same topics but will be learning about them on a deeper level in the second year.

We have based our curriculum design on evidence from cognitive science with the three main principles: learning is most effective with spaced repetition, interleaving helps children to discriminate between topics and aids long-term retention and, retrieval of previously learned content is frequent and regular which increases storage and retrieval strength.

Vision: Learning for Life

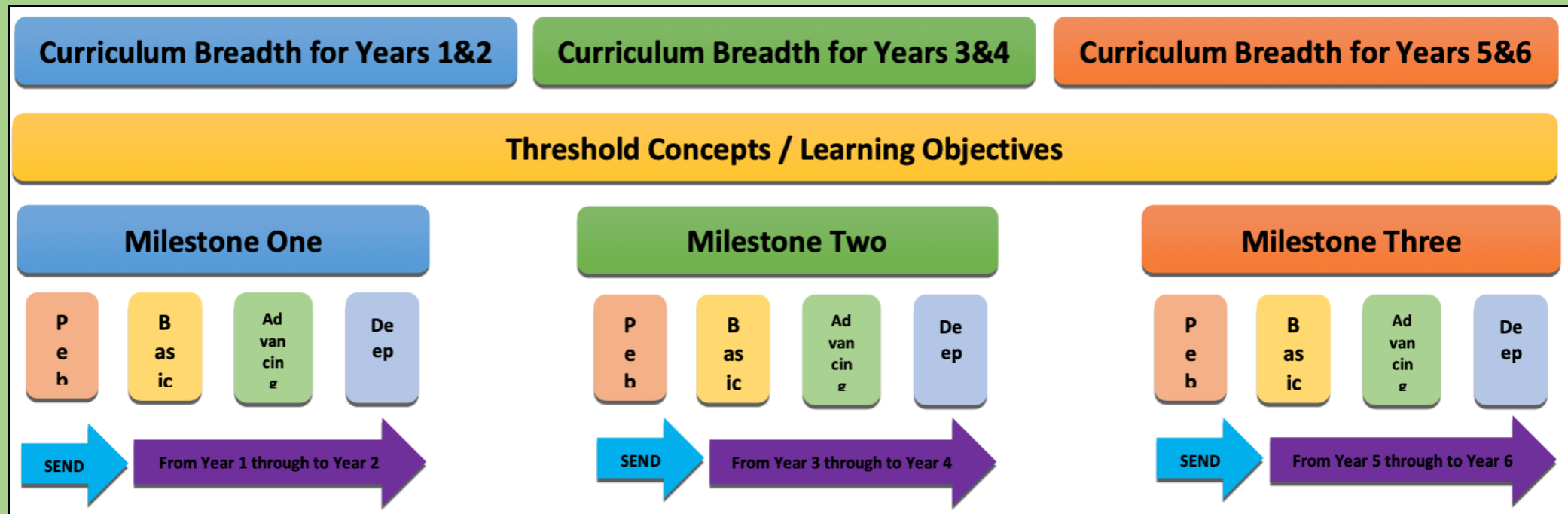
Values: Compassion – Integrity – Thankfulness – Respect – Resilience

Drivers: Curiosity – Aspiration – Diversity – Independence



Our Curriculum Structure

Here is our curriculum design explained through a diagram:





Overviews

Here is what we will be learning in our milestone.



Halling Primary School
History Coverage Overview
Milestone 2

Week	Terms 1 & 2	Terms 3 & 4	Terms 5 & 6
2	Significant Events (The Stone Age to The Iron Age)	Significant Civilisations (The Romans)	Significant Civilisations (The Egyptians)
4			
6			Significant Civilisations (Year 3-The Anglo Saxons Year 4-The Vikings)
8			
10			
12			



Halling Primary School
Geography Coverage Overview
Milestone 2

Week	Terms 1 & 2	Terms 3 & 4	Terms 5 & 6
1	Maps of the World	Europe	Rivers, Mountains, Earthquake & Volcanoes inc. The Water Cycle
3	Climate Change		
5			
7	International Trade		
9			
11			



Overviews

Here is what we will be learning in our milestone.



Halling Primary school
Art & Design Coverage Overview
Milestone 2

Week	Terms 1 & 2			Terms 3 & 4			Terms 5 & 6		
	Theme	Artist	Medium	Theme	Artist	Medium	Theme	Artist	Medium
1	All Work and No Play	L.S. Lowry	Sketching, Poster Paint, Chalk Pastels	Impressionism	Pierre-Auguste Renoir	Poster Paint	Family Life	Rembrandt	Sculpture, Sketching, Poster Paint
2									
3									
4									
5	Abstract Art	Wassily Kandinsky	Poster Paint, Collage	Cityscape Art	Camille Pissarro	Oil Pastels, Poster Paint	Art Deco	Tamara de Lempicka	Sculpture, Poster Paint
6									
7									
8									
9	Royalty	Hans Holbein the Younger	Poster Paint, Chalk Pastels	A Journey into Space	Robert McCall	Collage, Poster Paint, Sketching	The Renaissance	Leonardo da Vinci	Sketching, Poster Paint
10									
11									
12									



Halling Primary School
Design and Technology Coverage Overview
Milestone 2

Week	Terms 1 & 2	Terms 3 & 4	Terms 5 & 6
1			
2			
3			
4	Intro: What is Design and Technology? (Unit 2.1) Linked levers (Unit 2.4)	Food- Veg Soup (unit 2.8)	Food- Dips (unit 2.9)
5			
6			
7			
8			
9			
10	Pneumatics (Unit 2.5)	Frame Structures (unit 2.6)	Shell Structures (unit 2.7)
11			
12			

Vision: Learning for Life

Values: Compassion – Integrity – Thankfulness – Respect – Resilience

Drivers: Curiosity – Aspiration – Diversity – Independence



Overviews

Here is what we will be learning in our milestone.

Autumn term	Biology Group and classify living things FREE TRIAL VIEW	Biology Data collection A VIEW	Chemistry States of matter VIEW	Consolidation
	Physics Sound VIEW	Physics Data collection B VIEW	Physics Electricity VIEW	Consolidation
	Biology Data collection C VIEW	Biology Habitats VIEW	Biology The digestive system VIEW	Biology Food chains VIEW

Vision: Learning for Life

Values: Compassion – Integrity – Thankfulness – Respect – Resilience

Drivers: Curiosity – Aspiration – Diversity – Independence



Year 4 will be swimming in Term 3 to replace indoor PE

Overviews

Here is what we will be learning in our milestone.



Year/Term	Term 1	Term 2	Term 3	Term 4	Term 5	Term 6
Year 4	<div>Problem Solving</div> <div>HPS Fitness</div> <div>OAA and Fitness</div>	<div>The Circus</div> <div>Game Sense</div> <div>Dance and Invasion Games</div>	<div>Tennis</div> <div>Swimming</div> <div>Net and Wall Games and Swimming</div>	<div>Invasion Games - Tag and Target Games</div> <div>Dodgeball</div> <div>Quidditch</div>	<div>Athletics</div> <div>Bridges</div> <div>Athletics and Gymnastics</div>	<div>Striking and Fielding Games and Invasion Games</div> <div>Rounders</div> <div>Invasion Games Comp Format</div>

Jewellery – No jewellery should be worn to school, except stud earrings. Stud earrings will need to be removed for PE lessons and we would recommend that children’s ears are pierced during the summer holiday period. If your child does have their ears pierced during the academic year, they will not be able to actively participate in PE lessons. In addition to this they will not be able to take part in taster sessions, after school/lunch sports clubs or any golden time activities that include physical activity. Staff are not permitted to remove or replace earrings.



Overviews

Here is what we will be learning in our milestone.

	Term 1	Term 2	Term 3	Term 4	Term 5	Term 6
RE	Christianity How does believing Jesus is their saviour inspire Christians to save and serve others?	Islam Why do Muslims call Muhammad the 'Seal of the Prophets'?	Hindusim How does the story of Rama and Sita inspire Hindus to follow their drama?	Christianity Why do Christians believe they are people on a mission?	Sikhism How do Sikhs put their beliefs about equality into practice?	Christianity What do Christians mean by the phrase 'love your neighbour as yourself'? (LCP unit)
PSHE	Being Me in My World	Celebrating Difference	Dreams and Goals	Healthy Me	Relationships	Changing Me



Trips

We will be organising trips in the year for the children to enjoy their learning in a different environment. We will inform you of any trips by letter so watch this space!



Maths

For maths, we will base our teaching from White Rose. Below is the overview of what your child will be learning throughout the year.

Autumn term	Number Place value FREE TRIAL VIEW	Number Addition and subtraction VIEW	Measurement Area VIEW	Number Multiplication and division A VIEW	Consolidation
	Number Multiplication and division B VIEW	Measurement Length and perimeter VIEW	Number Fractions VIEW	Number Decimals A VIEW	
	Number Decimals B VIEW	Measurement Money VIEW	Measurement Time VIEW	Consolidation	Geometry Shape VIEW
				Statistics VIEW	Geometry Position and direction VIEW

Vision: Learning for Life

Values: Compassion – Integrity – Thankfulness – Respect – Resilience

Drivers: Curiosity – Aspiration – Diversity – Independence



Maths

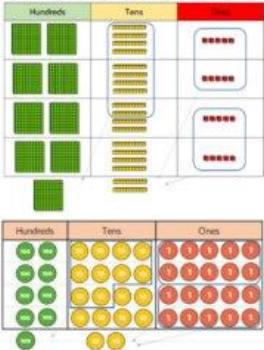
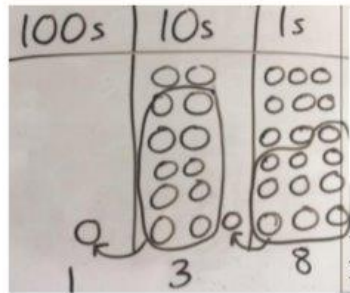
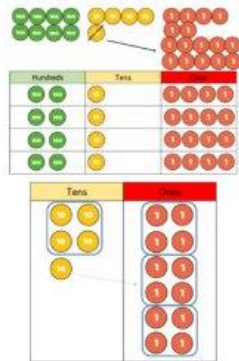
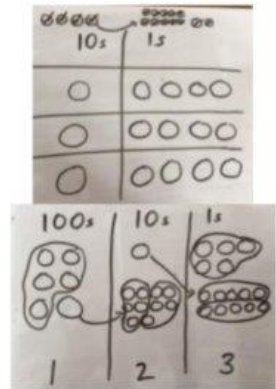
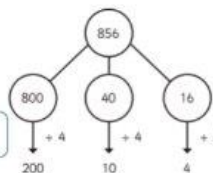
Here is the method we use to teach the 4 operations. If you would like us to go through this in more detail to help your child at home. please ask.

	Concrete	Pictorial	Abstract
Addition	<p>Children to use place value counters and base 10 to show addition.</p>	<p>Children to draw base 10 and place value counters to represent addition calculations.</p>	<p>Children to use formal written method of column addition. Children to use part, part whole and bar models.</p> $1,378 + 2,148 = 3,526$
Subtraction	<p>Children to use place value counters and base 10 to show subtraction.</p>	<p>Children to draw base 10 and place value counters to represent subtraction.</p>	<p>Children to use formal written method of column subtraction. Children to use part, part whole and bar models.</p>



Maths

Here is the method we use to teach the 4 operations.

Multiplication	<p>Children to use place value counters and base 10 to show multiplication.</p> 	<p>Children to draw base 10 and place value counters.</p> 	<p>Children to use formal written method for multiplication.</p> <div>$245 \times 4 = 980$</div> <table><tr><th></th><th>H</th><th>T</th><th>O</th></tr><tr><td></td><td>2</td><td>4</td><td>5</td></tr><tr><td>x</td><td></td><td></td><td>4</td></tr><tr><td></td><td>9</td><td>8</td><td>0</td></tr><tr><td></td><td>1</td><td>2</td><td></td></tr></table>		H	T	O		2	4	5	x			4		9	8	0		1	2	
	H	T	O																				
	2	4	5																				
x			4																				
	9	8	0																				
	1	2																					
Division	<p>Children to use place value counters and base 10 to share and group.</p> 	<p>Children to draw place value counters or base 10.</p> 	<p>Children to use part, part wholes to partition when dividing numbers. Children to use short division.</p> <div>$844 \div 4 = 122$</div> <table><tr><th></th><th>1</th><th>3</th></tr><tr><td>4</td><td>5</td><td>12</td></tr></table> 		1	3	4	5	12														
	1	3																					
4	5	12																					




English

Non-negotiables in English include using basic punctuation such as full stops and capital letters and neat cursive handwriting. When completing homework or encouraging writing at home, please support us by ensuring your child is using the basics within their writing. If you would like to know any English terminology, please ask a member of the Year 4 team.



Handwriting

We use Letter-join to teach the children's cursive handwriting. Here is what our alphabet looks like and log-in you can use at home.



Desktop log-in

Login Desktop Tablet

Username:

Password:

Tablet log-in

Login Desktop Tablet

Username:

Swipecode:



Homework

Children will receive homework every Friday. This will consist of a list of spellings for the children to practise and some space for the children to apply their spellings into a sentence.

Maths homework will be based around arithmetic and the 4 operations (+ - x ÷).

Homework will need to be returned by **Wednesday to allow time for it to be marked.**

Homework club will be offered one lunchtime for any children who would like to go over their homework with a teacher in school. Children will be tested on previously taught spellings on Friday. In addition to this, you could use SpellingShed or TTRS/Numbots for some extra practise. Your child's log-in can be found in their contact book.



Reading/Contact Books

Your child will have a levelled reading book and a reading for pleasure book. The levelled book should allow your child to read 90% of the book fluently. This allows them to understand the book and answer comprehension questions. The reading for pleasure book could be a chance for your child to enjoy reading or being read to. Please use your child's contact book to record when your child has read.

We expect children to read or be read to everyday.

We will be checking children's contact books daily. We may use it to deliver messages so please check it as well and update it with any messages for us.



Uniform

Please ensure all your child's uniform is labelled in case it goes missing. Lost Property is situated in the main office if you find you are missing a piece of uniform.

Item	Optional or Required	How to Acquire
EYFS (Year R) and KS1 (Year 1 and Year 2) Uniform:		
Green school sweatshirt, jumper or school cardigan with optional school logo	Required	<ul style="list-style-type: none"> Branded sweatshirt, jumper and cardigan available from school supplier (School Trends) Second hand via PTA (Uniformly) Can also be bought from all regular retailers
White polo shirt with optional school logo (EYFS and KS1)	Required	<ul style="list-style-type: none"> Branded polo shirt available from school supplier (School Trends) Second hand via PTA (Uniformly) Can also be bought from all regular retailers
Grey school trousers school shorts, school skirt or pinafore dress	Required	<ul style="list-style-type: none"> Available from school supplier (School Trends) Second hand via PTA (Uniformly) Can also be bought from all regular retailers
Green and white check gingham dress (summer)	Optional	<ul style="list-style-type: none"> Available from school supplier (School Trends) Second hand via PTA (Uniformly) Can also be bought from all regular retailers
Plain socks (grey/black/white) or plain tights (grey/white/black)	Required	<ul style="list-style-type: none"> Second hand via PTA (Uniformly) Can also be bought from all regular retailers
Plain black school shoes	Required	<ul style="list-style-type: none"> Second hand via PTA (Uniformly) Can also be bought from all regular retailers
Green school reversible fleece/jacket with optional school logo	Optional	<ul style="list-style-type: none"> Branded fleece/jacket available from school supplier (School Trends) Second hand via PTA (Uniformly) Can also be bought from most regular retailers

KS2 Uniform (Years 3 to 6):		
Green school sweatshirt, jumper or school cardigan with optional school logo	Required	<ul style="list-style-type: none"> Branded sweatshirt, jumper and cardigan available from school supplier (School Trends) Second hand via PTA (Uniformly) Can also be bought from all regular retailers
Plain white shirt with collar (KS2)	Required	<ul style="list-style-type: none"> Available from school supplier (School Trends) Second hand via PTA (Uniformly) Can also be bought from all regular retailers
School tie (KS2)	Required	<ul style="list-style-type: none"> Available from the School Office
Grey school trousers school shorts, school skirt or pinafore dress	Required	<ul style="list-style-type: none"> Available from school supplier (School Trends) Second hand via PTA (Uniformly) Can also be bought from all regular retailers
Green and white check gingham dress (summer)	Optional	<ul style="list-style-type: none"> Available from school supplier (School Trends) Second hand via PTA (Uniformly) Can also be bought from all regular retailers
Plain socks (grey/black/white) or plain tights (grey/black/white)	Required	<ul style="list-style-type: none"> Second hand via PTA (Uniformly) Can also be bought from all regular retailers
Plain black school shoes	Required	<ul style="list-style-type: none"> Second hand via PTA (Uniformly) Can also be bought from all regular retailers
Green school reversible fleece/jacket with optional school logo	Optional	<ul style="list-style-type: none"> Branded fleece/jacket available from school supplier (School Trends) Second hand via PTA (Uniformly) Can also be bought from most regular retailers



PE

Your child will have indoor PE on Tuesday and outdoor PE on Friday. Please send your child into school in their PE kit. All PE kit should also be named. If your child has their ears pierced, please ensure earrings are removed on PE days. If your child has earrings in, they will not be able to join in with PE unless they are able to remove them.

PE & Sports Kit (Years R to 6):		
Plain white or coloured PE crew neck/polo style t-shirt. Houses as follows: Lambarde (Red) Gundolph (Green) Harris (Yellow) Scholey (Blue)	White is Required	<ul style="list-style-type: none">• Branded crew/polo neck t-shirt available from school supplier (School Trends)• Second hand via PTA (Uniformly)• Can also be bought from most regular retailers
Plain black shorts	Required	<ul style="list-style-type: none">• Available from school supplier (School Trends)• Second hand via PTA (Uniformly)• Can also be bought from all regular retailers
White or black sports socks	Required	<ul style="list-style-type: none">• Second hand via PTA (Uniformly)• Can also be bought from all regular retailers
Plain black plimsolls/trainers	Required	<ul style="list-style-type: none">• Second hand via PTA (Uniformly)• Can also be bought from all regular retailers
Plain grey or black tracksuit (outdoor PE)	Required	<ul style="list-style-type: none">• Second hand via PTA (Uniformly)• Can also be bought from all regular retailers



EYFS/KS1 and KS2 Snacks

**Children in EYFS and KS1 have access to a free fruit snack every day.
Children in KS2 will have the opportunity to buy a piece of fruit each playtime for 25p.
Please send your child in with the correct change to buy their snack for breaktime.**





Clubs

You child will have the opportunity to participate in many different lunchtime and afterschool clubs. Please keep an eye out for a letter detailing the clubs which will be offered this term.



Arbor

Arbor is your point of contact with school regarding booking and giving permissions.

We ask children what they want for their hot dinners during morning registration.



“It's good to talk!”

- Bubble Time
- Think Boxes
- Rainbow Lanyards





Year 4 Information

Your child will be participating in the multiplication tables check (MTC) in June 2025. The purpose of the check is to determine whether your child can fluently recall their times tables up to 12, which is essential for future success in mathematics. It will also help your child's school to identify if your child may need additional support.

It is an on-screen check consisting of 25 times table questions. Your child will be able to answer 3 practice questions before taking the actual check. They will then have 6 seconds to answer each question.

All we ask is for you to encourage your child to practice their timetables and use resources such as times table rockstars for speed and accuracy.