



Year 1 Parent & Carer Meeting

10th September 2025

Vision: Learning for Life

Values: Compassion – Integrity – Thankfulness – Respect – Resilience

Drivers: Curiosity – Aspiration – Diversity – Independence



Meet our Year 1 Team!



Miss Emma
Donovan
Penguins Class
Teacher



Mrs Gemma
Kavanagh
Year 1 TA



Miss Keely
Sullivan
Bears Class
Teacher



Ms Katie Fielden
Year 1 TA



Our Daily Timetable

Day	08:50 -	09:00 -	09:15 -	09:35 -	10:35 -	10:50 -	11:45 -	12:00 -	13:00 -	13:30 -	13:45 -	14:25 -	15:10 -
	09:00	09:15	09:35	10:35	10:50	11:45	12:00	13:00	13:30	13:45	14:25	15:00	15:20
Monday KINDNESS AWARDS	Registration	Assembly	Little Wandle	Maths	Break time	English	EGPS	Lunch	Guided Reading	Maths Mastery	RE / Music	Science	Class story/get ready to go home
Tuesday				Maths		English					Art / DT	Outdoor PE / Forest School	
Wednesday Singing assembly				Maths		English					History / Geography		
Thursday KAGAN				Maths		English					PSHE	Computing / Online Safety	
Friday Awards assembly				Maths		English					Indoor PE	Enrichment	

Vision: Learning for Life

values: Compassion – Integrity – Thankfulness – Respect – Resilience

Drivers: Curiosity – Aspiration – Diversity – Independence



Golden Rules

We expect all children to always follow our Golden Rules.

All children can earn Dojo points.

The child in each class who has the most Dojos at the end of the week will be awarded 'Star of the Week' plus a prize.

There are many other ways in which positive behaviour is consistently recognised and rewarded, as per our Behaviour for Learning Policy, which can be found on our website.

Our Golden Rules

At Halling:

We are kind and helpful

We listen to everyone

We are honest

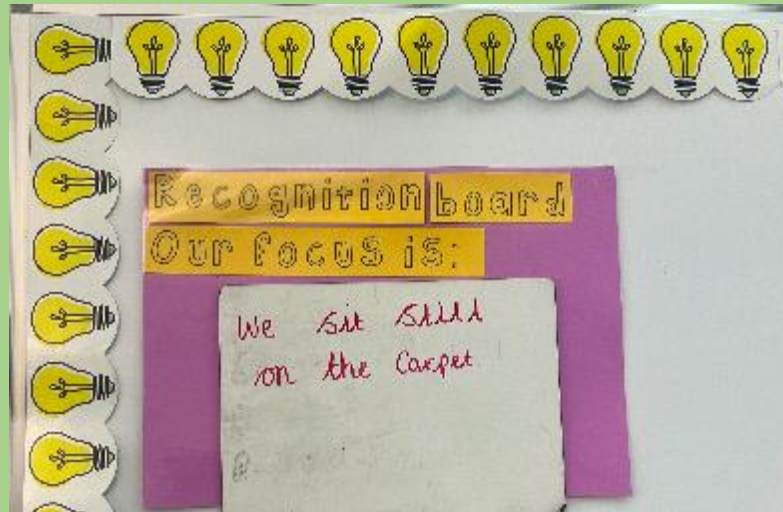
We work hard

We look after property

We keep safe



Positive Recognition Boards





Positive Recognition Boards

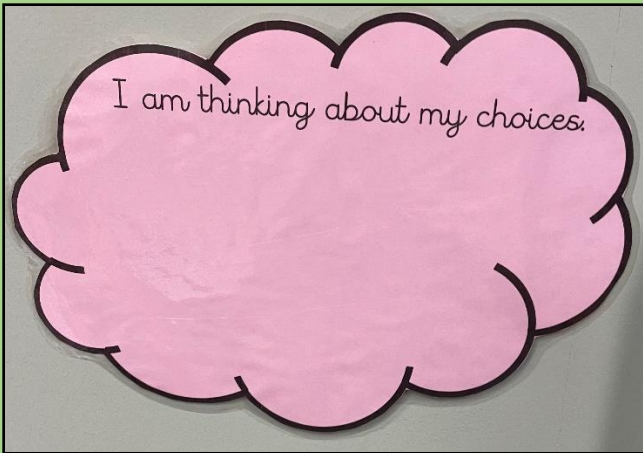
Positive Recognition Boards support Halling's positive behaviour for learning.

A Positive Recognition Board is at the front of every classroom which:

- Is positioned so all children can see it**
- Is given importance and is also visually engaging**
- Shows a record of what the class have collectively achieved**
- Celebrates collective teamwork and can be referred to if behaviour should slip**
 - Shows the collective aim/reward for when the class marble jar is full**



Positive Recognition Boards



Pink think clouds are also displayed alongside our Positive Recognition Boards, children may be 'moved' onto the cloud as a reminder to think about the choices they are making and how this may be impacting themselves and/or others. The aim is for a child/children to be swiftly 'moved' back onto the Positive Recognition Board following a period of reflection.



**Halling
Primary School**

Consequence

Level 5: Senior Leader (SLT) Intervention

- I will go with a member of SLT with my work for the remainder of the session.
- I will have a restorative conversation with SLT and will apologise/repair to/with my Class Teacher.
- My parents will be told about my behaviour.
- If my behaviour continues when I am back in my classroom, I will return to SLT with my work for an internal exclusion. This could be the next day.
- My parents will be told, and I will have a meeting with my Class Teacher and SLT.

Level 4: Walked to Buddy Class

- An adult will walk me with my work to my Buddy Class.
- I will work there for 10 minutes (with a sand timer).
- At breaktime/lunchtime, I will have a 10-minute consequence (with a sand timer) which will include a restorative conversation with my Class Teacher.
- My parents will be told about my behaviour.

Level 3: Walked to Year Group Partner Class

- An adult will walk me with my work to my Year Group Partner Class.
- I will work there for 5 minutes (with a sand timer).
- At breaktime/lunchtime, I will have a 5-minute consequence (with a sand timer) which will include a restorative conversation with my Class Teacher.
- My parents will be told about my behaviour.

Level 2: Pink for Think

- My name will be moved onto the 'Pink for Think' cloud.
- At breaktime/lunchtime, I will have a 2-minute consequence (with a sand timer) which will include a restorative conversation with my Class Teacher/Teaching Assistant.

Level 1: Reminder/Warning

- An adult will make clear eye contact/facial expression with me.
- An adult will privately remind me of the expectations: 'I am expecting you to <Golden Rule>.'

Examples of Behaviour

Persistently
Disruptive,
Unsafe or
Discriminatory
Behaviour

Repetition of
Low-Level
Behaviours

Low Level
Behaviours



Halling's Behaviour Ladder

As you will know, from March 2025, our Behaviour for Learning Policy was updated and shared with all stakeholders-including parents/carers and pupils.

The Behaviour for Learning Policy includes the Behaviour Ladder which is shown below. We will continue with this this academic year.

Level 1 – verbal reminder

Level 2 – pink for think

Level 3 – walked to the classroom next door.

Level 4 – walked to buddy class (year 2)

Level 5 - senior leadership intervention.

Vision: Learning for Life

Values: Compassion – Integrity – Thankfulness – Respect – Resilience

Drivers: Curiosity – Aspiration – Diversity – Independence



Aletheia
Academies Trust



Overviews

Here is what we will be learning in our milestone.

Subject	Term 1	Term 2	Term 3	Term 4	Term 5	Term 6
Geography	Exploring My World	Mapping the World	Climate	The United Kingdom	The United Kingdom	Australia
History	The Gun Powder Plot	First World War	The Great Fire of London	The Great Plague	Rosa Parks Neil Armstrong	Neil Armstrong Queen Elizabeth II
Science	The Human Body	Materials	Animals	Sustainability	Plants	Sustainability
Art	Portraits – Thomas Gainsborough	Landscapes – John Constable	Paul Cezanne - Food	Henri Rousseau - In The Jungle	Georgia O’Keeffe – The Beauty Of Flowers	Ancient Art
DT	Structure	Cous Cous	Slider Mechanisms	Lever Mechanism	Wheel Mechanism	Portable Snacks
Computing	Computing Systems and networks	Creating Media	Programming	Data and Information	Creating Media	Programming
Music	Exploring Sounds	Beats	Pitch	Pitch	Performance	Beats
R.E	Belonging Christianity/Judaism	Celebrations	Place of Worship			
PSHE	Being Me in My World	Celebrating Difference	Dreams and Goals	Healthy Me	Relationships	Changing Me

Vision: Learning for Life

Values: Compassion – Integrity – Thankfulness – Respect – Resilience

Drivers: Curiosity – Aspiration – Diversity – Independence



Trips

We will be organising trips in the year for the children to enjoy their learning in a different environment. We will inform you of any trips by letter so watch this space!



Maths

For maths, we will base our teaching from White Rose. Below is the overview of what your child will be learning throughout the year.

	Week 1	Week 2	Week 3	Week 4	Week 5	Week 6	Week 7	Week 8	Week 9	Week 10	Week 11	Week 12
Autumn term	<div>Number</div> <div>Place value (within 10)</div> <div>VIEW</div>					<div>Number</div> <div>Addition and subtraction (within 10)</div> <div>VIEW</div>					<div>Geometry Shape</div> <div>VIEW</div>	<div>Consolidation</div>
Spring term	<div>Number</div> <div>Place value (within 20)</div> <div>VIEW</div>	<div>Number</div> <div>Addition and subtraction (within 20)</div> <div>VIEW</div>			<div>Number</div> <div>Place value (within 50)</div> <div>VIEW</div>		<div>Measurement</div> <div>Length and height</div> <div>VIEW</div>	<div>Measurement</div> <div>Mass and volume</div> <div>VIEW</div>				
Summer term	<div>Number</div> <div>Multiplication and division</div>		<div>Number</div> <div>Fractions</div>		<div>Geometry Position and direction</div>	<div>Number</div> <div>Place value (within 100)</div>	<div>Measurement Money</div>	<div>Measurement</div> <div>Time</div>		<div>Consolidation</div>		

Vision: Learning for Life

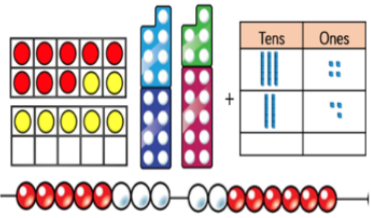
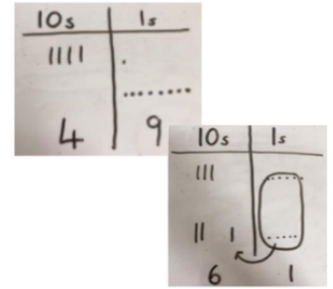
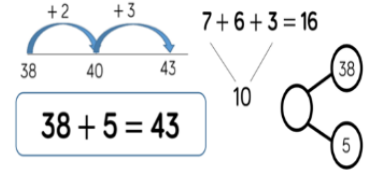
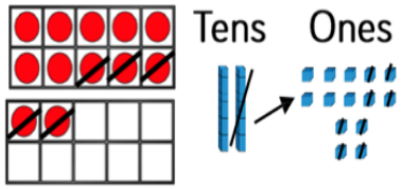
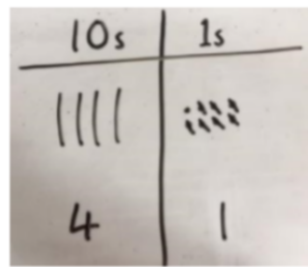
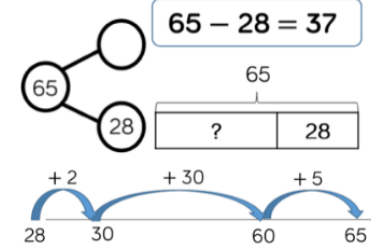
Values: Compassion – Integrity – Thankfulness – Respect – Resilience

Drivers: Curiosity – Aspiration – Diversity – Independence



Maths

Here is the method we use to teach the 4 operations. If you would like us to go through this in more detail to help your child at home, please ask.

	Concrete	Pictorial	Abstract
Addition	<p>Children to use tens frames, numicon, base 10 and bead strings. When crossing 10, children need to use number bond knowledge. Children need to understand ten ones equals one ten.</p> 	<p>Children to draw base 10 to help them represent addition number sentences.</p> 	<p>Children to draw blank number lines, use 100 squares, part, part whole and bar models. Emphasis should be on making 10. Only greater depth children to be shown written column method, if ready.</p> 
Subtraction	<p>Children to use tens frames, numicon, base 10 and bead strings to physically take the number away. Children may need to exchange a ten for ten ones.</p> 	<p>Children to draw base 10 to help them subtract.</p> 	<p>Children can draw numbers to subtract amount or find the difference. Children can also use part, part wholes and bar models. Only greater depth children to be shown written column method, if ready.</p> 



English

Non-negotiables in English include using basic punctuation such as full stops and capital letters and neat cursive handwriting. When completing homework or encouraging writing at home, please support us by ensuring your child is using the basics within their writing.



Homework

Children will receive homework every Friday. This will consist of a list of spellings for the children to practise and some space for the children to apply their spellings into a sentence.

Maths homework will be based around arithmetic and the 4 operations (+ - x ÷).

Homework will need to be returned by Wednesday to allow time for it to be marked.

Homework club will be offered one lunchtime for any children who would like to go over their homework with a teacher in school. Children will be tested on previously taught spellings on Friday. In addition to this, you could use SpellingShed or TTRS/Numbots for some extra practise. Your child's log-in can be found in their contact book.



Reading/Contact Books

Your child will have a levelled reading book and a reading for pleasure book that will come home on Friday. The levelled book should allow your child to read 90% of the book fluently. This allows them to understand the book and answer comprehension questions. The reading for pleasure book could be a chance for your child to enjoy reading or being read to. Please use your child's contact book to record when your child has read.

We expect children to read or be read to everyday.



Uniform

Please ensure all your child's uniform is labelled in case it goes missing. Lost Property is situated in the main office if you find you are missing a piece of uniform.

Item	Optional or Required	How to Acquire
EYFS (Year R) and KS1 (Year 1 and Year 2) Uniform:		
Green school sweatshirt, jumper or school cardigan with optional school logo	Required	<ul style="list-style-type: none"> Branded sweatshirt, jumper and cardigan available from school supplier (School Trends) Second hand via PTA (Uniformly) Can also be bought from all regular retailers
White polo shirt with optional school logo (EYFS and KS1)	Required	<ul style="list-style-type: none"> Branded polo shirt available from school supplier (School Trends) Second hand via PTA (Uniformly) Can also be bought from all regular retailers
Grey school trousers school shorts, school skirt or pinafore dress	Required	<ul style="list-style-type: none"> Available from school supplier (School Trends) Second hand via PTA (Uniformly) Can also be bought from all regular retailers
Green and white check gingham dress (summer)	Optional	<ul style="list-style-type: none"> Available from school supplier (School Trends) Second hand via PTA (Uniformly) Can also be bought from all regular retailers
Plain socks (grey/black/white) or plain tights (grey/white/black)	Required	<ul style="list-style-type: none"> Second hand via PTA (Uniformly) Can also be bought from all regular retailers
Plain black school shoes	Required	<ul style="list-style-type: none"> Second hand via PTA (Uniformly) Can also be bought from all regular retailers
Green school reversible fleece/jacket with optional school logo	Optional	<ul style="list-style-type: none"> Branded fleece/jacket available from school supplier (School Trends) Second hand via PTA (Uniformly) Can also be bought from most regular retailers

KS2 Uniform (Years 3 to 6):		
Green school sweatshirt, jumper or school cardigan with optional school logo	Required	<ul style="list-style-type: none"> Branded sweatshirt, jumper and cardigan available from school supplier (School Trends) Second hand via PTA (Uniformly) Can also be bought from all regular retailers
Plain white shirt with collar (KS2)	Required	<ul style="list-style-type: none"> Available from school supplier (School Trends) Second hand via PTA (Uniformly) Can also be bought from all regular retailers
School tie (KS2)	Required	<ul style="list-style-type: none"> Available from the School Office
Grey school trousers school shorts, school skirt or pinafore dress	Required	<ul style="list-style-type: none"> Available from school supplier (School Trends) Second hand via PTA (Uniformly) Can also be bought from all regular retailers
Green and white check gingham dress (summer)	Optional	<ul style="list-style-type: none"> Available from school supplier (School Trends) Second hand via PTA (Uniformly) Can also be bought from all regular retailers
Plain socks (grey/black/white) or plain tights (grey/black/white)	Required	<ul style="list-style-type: none"> Second hand via PTA (Uniformly) Can also be bought from all regular retailers
Plain black school shoes	Required	<ul style="list-style-type: none"> Second hand via PTA (Uniformly) Can also be bought from all regular retailers
Green school reversible fleece/jacket with optional school logo	Optional	<ul style="list-style-type: none"> Branded fleece/jacket available from school supplier (School Trends) Second hand via PTA (Uniformly) Can also be bought from most regular retailers



PE

Your child will have indoor PE on Friday and Forest school on Tuesday. Please send your child into school in their PE kit. All PE kit should also be named. If your child has their ears pierced, please ensure earrings are removed on PE days. If your child has earrings in, they will not be able to join in with PE unless they are able to remove them.

PE & Sports Kit (Years R to 6):		
Plain white or coloured PE crew neck/polo style t-shirt. Houses as follows: Lambarde (Red) Gundolph (Green) Harris (Yellow) Scholey (Blue)	White is Required	<ul style="list-style-type: none">• Branded crew/polo neck t-shirt available from school supplier (School Trends)• Second hand via PTA (Uniformly)• Can also be bought from most regular retailers
Plain black shorts	Required	<ul style="list-style-type: none">• Available from school supplier (School Trends)• Second hand via PTA (Uniformly)• Can also be bought from all regular retailers
White or black sports socks	Required	<ul style="list-style-type: none">• Second hand via PTA (Uniformly)• Can also be bought from all regular retailers
Plain black plimsolls/trainers	Required	<ul style="list-style-type: none">• Second hand via PTA (Uniformly)• Can also be bought from all regular retailers
Plain grey or black tracksuit (outdoor PE)	Required	<ul style="list-style-type: none">• Second hand via PTA (Uniformly)• Can also be bought from all regular retailers



EYFS/KS1 and KS2 Snacks

**Children in EYFS and KS1 have access to a free fruit snack every day.
This will be available at breaktime.**





Clubs

You child will have the opportunity to participate in many different lunchtime and afterschool clubs. Please keep an eye out for a letter detailing the clubs which will be offered this term.



Arbor

Arbor is your point of contact with school regarding booking and giving permissions.

Please check that you have given permission for your child to be photographed so that we can share learning photographs on Facebook/Instagram.

We ask children what they want for their hot dinners during morning registration.



“It's good to talk!”

- Bubble Time
- Think Boxes
- Rainbow Lanyards





Year 1 Information

We will be using continuous provision during the first couple of terms of year 1, similar to reception, this means our resources will be very interactive helping the children to access the curriculum through play and exploring. This will continue to support them with their transition.

The children will be taking their phonics screening check in June next year. This will be a huge focus for all of us throughout year 1. Please support us by encouraging the children to read as much as you can at home!



Any Questions?

We look forward to working in partnership with you all, to ensure the best possible outcomes for your children.